

STATE OF COLORADO - JANUARY 2020

PERCENT OF LIST PRICE RECEIVED



AVERAGE DAYS ON MARKET



YTD 2020= 60 YTD 2019= 58

MONTHS SUPPLY



JAN 2019= 2.2



NEW LISTINGS

JAN 2020= 9,587
JAN 2019= 9,690

YTD 2020= 9,587
YTD 2019= 9,690

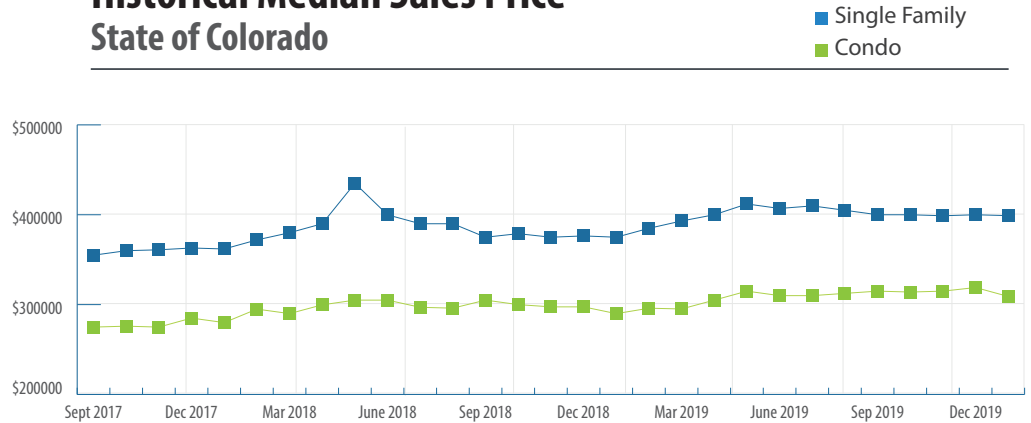


PENDING/ UNDER CONTRACT

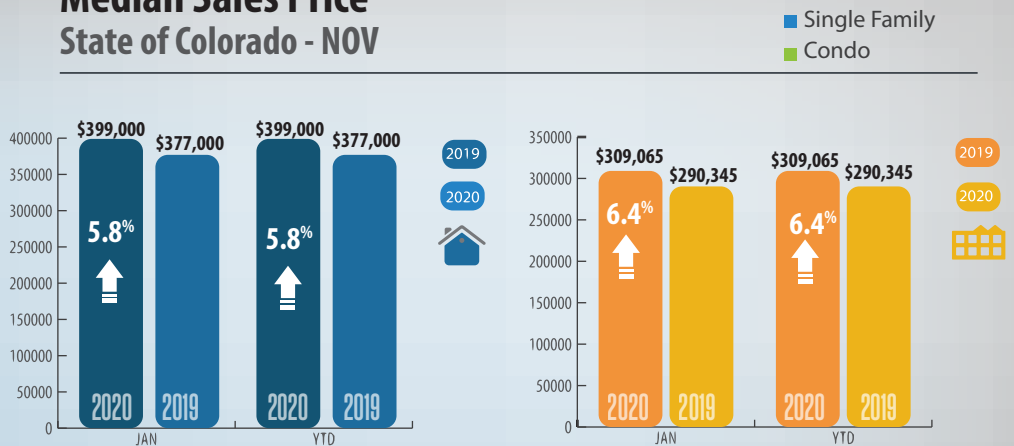
JAN 2020= 9,008
JAN 2019= 7,778

YTD 2020= 9,008
YTD 2019= 7,778

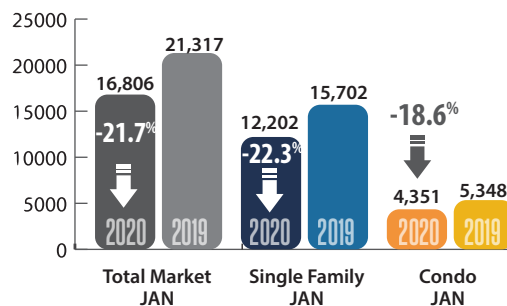
Historical Median Sales Price
State of Colorado



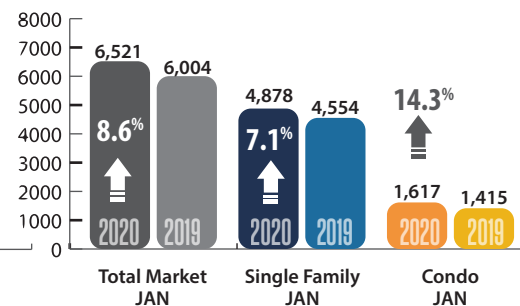
Median Sales Price
State of Colorado - NOV



Inventory of Active Listings



Sold Listings



Percent changes calculated using year-over-year comparisons. All data from the multiple listing services in the state of Colorado. Powered by 10K Research and Marketing.

For more data visit ColoradoREALTORS.com