

REAL ESTATE SNAPSHOT

STATE OF COLORADO - SEPTEMBER 2017

AVERAGE DAYS ON MARKET

SEPT 2017= 46
SEPT 2016= 51 ↓ -9.8%

YTD 2017= 47
YTD 2016= 51 ↓ -7.8%

NUMBER OF LISTINGS SOLD

SEPT 2017= 10,101
SEPT 2016= 10,603 ↓ -4.7%

YTD 2017= 88,236
YTD 2016= 85,208 ↑ 3.6%

PENDING/UNDER CONTRACT

SEPT 2017= 10,285
SEPT 2016= 9,612 ↑ 7.0%


YTD 2017= 93,337
YTD 2016= 90,754 ↑ 2.8%

MONTHS SUPPLY OVERALL

% CHANGE FROM SEPT 2016 to 2017

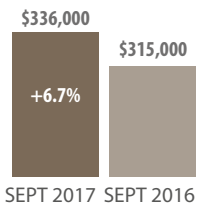


PERCENT OF LIST PRICE RECEIVED

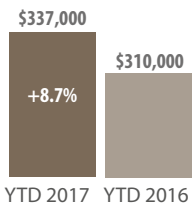


TOTAL MARKET OVERVIEW

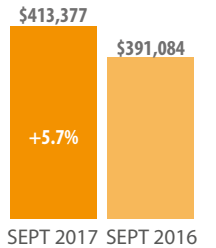
MEDIAN SALES PRICE



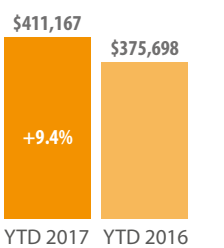
MEDIAN SALES PRICE



AVERAGE SALES PRICE

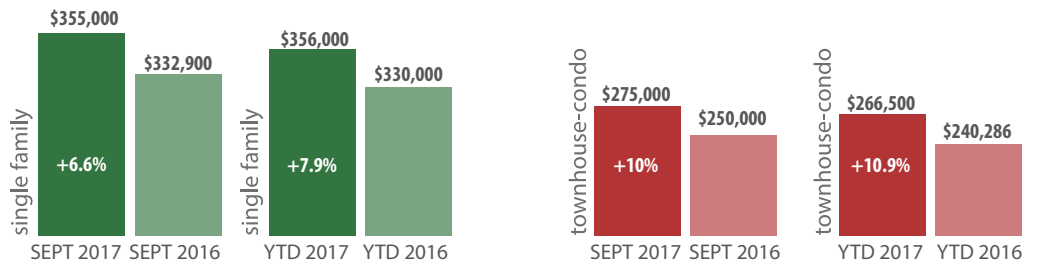


AVERAGE SALES PRICE



MEDIAN SALES PRICE

SINGLE FAMILY & CONDO



HISTORICAL MEDIAN SALES PRICE BY QUARTER

