

REAL ESTATE SNAPSHOT

STATE OF COLORADO - JUNE 2015

-8.8%

2015 average days on market = 52

2014 average days on market = 57



+8.6%

2015 # of listings sold YTD = 51,261

2014 # of listings sold YTD = 47,210



+13.7%

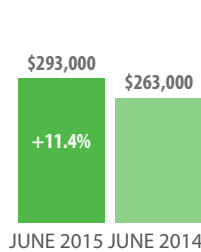
2015 pending / under contract YTD = 60,212

2014 pending / under contract YTD = 52,956

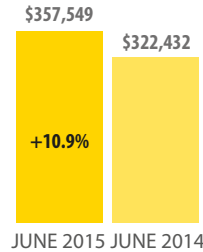


TOTAL MARKET OVERVIEW

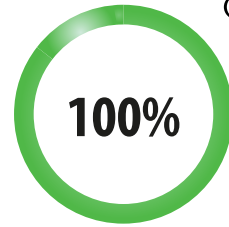
MEDIAN SALES PRICE



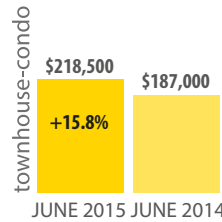
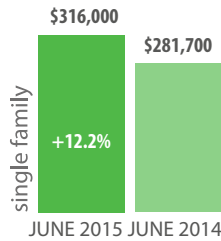
AVERAGE SALES PRICE



% of List Price Received JUNE 2015




MEDIAN SALES PRICE SINGLE FAMILY & CONDO



MONTHS SUPPLY

PERCENT CHANGE FROM JUNE 2014 to 2015



HISTORICAL MEDIAN SALES PRICE BY QUARTER

