

REAL ESTATE SNAPSHOT

STATE OF COLORADO - MAY 2015

-9.6%

2015 average days on market = 66

2014 average days on market = 73



+7.6%

2015 # of listings sold = 39,375

2014 # of listings sold = 36,584



+14.2%

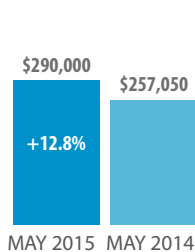
2015 pending / under contract = 48,765

2014 pending / under contract = 42,717

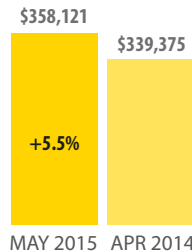


TOTAL MARKET OVERVIEW

MEDIAN SALES PRICE

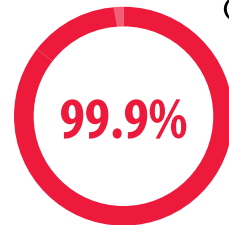


AVERAGE SALES PRICE



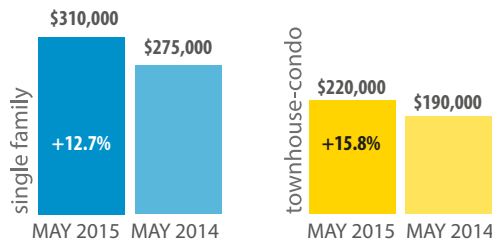
% of List Price Received

MAY 2015




MEDIAN SALES PRICE

SINGLE FAMILY & CONDO



MONTHS SUPPLY

PERCENT CHANGE FROM MAY 2014 to 2015



HISTORICAL MEDIAN SALES PRICE BY QUARTER

