

# REAL ESTATE SNAPSHOT

STATE OF COLORADO - APRIL 2015

**-10.4%**

2015 average days on market = 69

2014 average days on market = 77



**+9.3%**

2015 # of listings sold = 28,765

2014 # of listings sold = 26,308



**+15.7%**

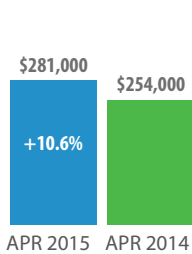
2015 pending / under contract = 37,217

2014 pending / under contract = 32,167

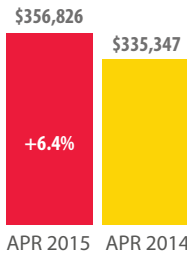


## TOTAL MARKET OVERVIEW

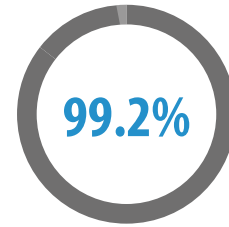
### MEDIAN SALES PRICE



### AVERAGE SALES PRICE

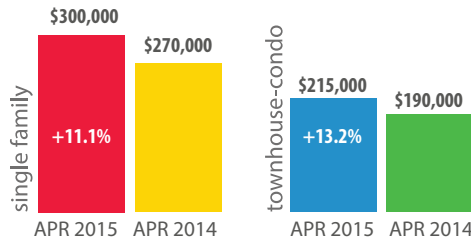


### % of List Price Received YTD 2015




## MEDIAN SALES PRICE

SINGLE FAMILY & CONDO



## MONTHS SUPPLY

PERCENT CHANGE FROM 2014 to 2015



## HISTORICAL MEDIAN SALES PRICE BY QUARTER

